

28
27
26
25
24
23
22
20
19
18
17
16
15
14
13
12
11
10
9
8
7
6
5
4
3
2
1

Grassland Plant Survey Form

Part 1

1

What class are you in?

2

What year group are you in?

3

Where in your school are you doing the survey?
e.g. playing field near year 10 classroom

4

Date

Time

If you have a camera, **take a photo** of the quadrat from above.



Now put your ruler next to **the tallest plant in your quadrat**. If you have a camera, **take a photo** from the side with the ruler against the tallest plant.

5

How high is the tallest plant in the quadrat? (Circle your answer)

- a) Less than 10cm b) 11-30cm c) 31-100cm d) More than 100cm

Look carefully at the **plants growing in your quadrat**. Pick **one leaf from each kind of plant**, including any grasses.

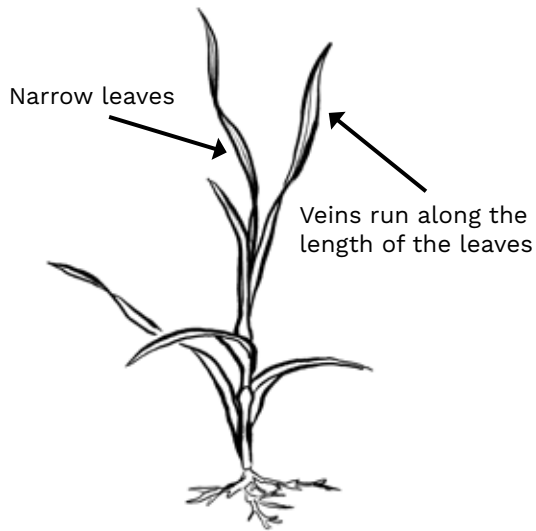
Tips:

- **dead leaves do not count**
- gently move leaves to check for plants hiding underneath
- don't pick the flowers - leave them for people and insects!

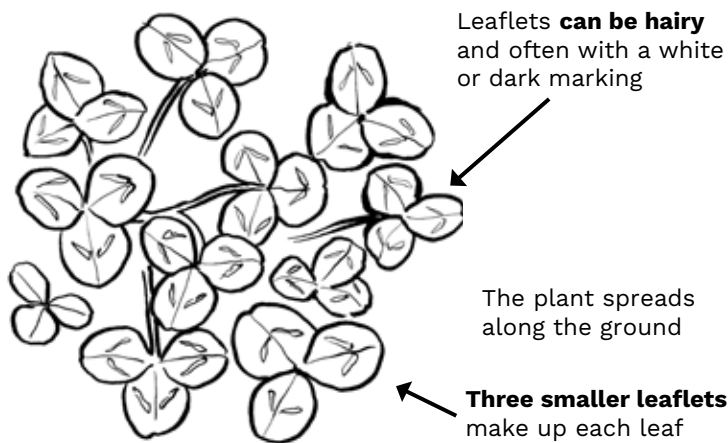
Now **lay the leaves on a piece of paper**, with the top side of each leaf facing up.



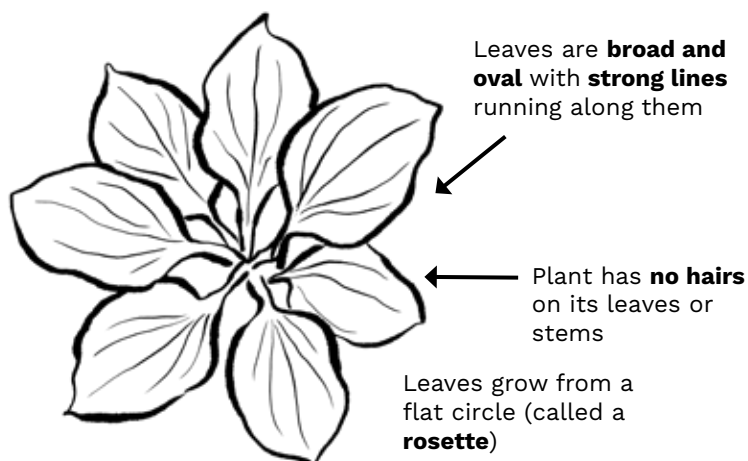
Grasses (*Poaceae* family)



Clovers and their relatives (*Fabaceae* family)



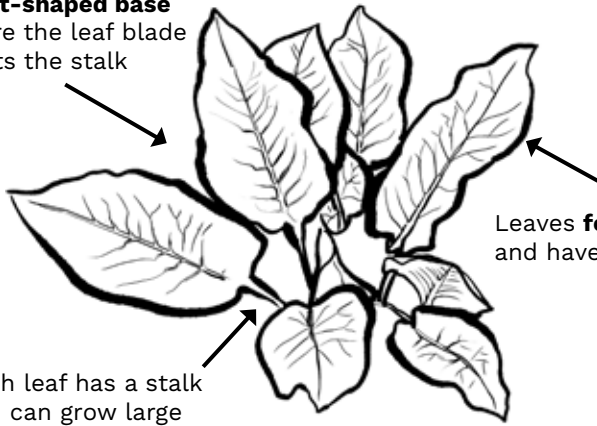
Greater plantain (*Plantago major*)



Dock (*Rumex species*)

Heart-shaped base
where the leaf blade
meets the stalk

Each leaf has a stalk
and can grow large



Leaves **feel tough**
and have **no hairs**



Common daisy (*Bellis perennis*)

Leaves are **spoon**
shaped

Often **flat** and **close**
to the ground

Grow from the
base in a circle
(**rosette**)

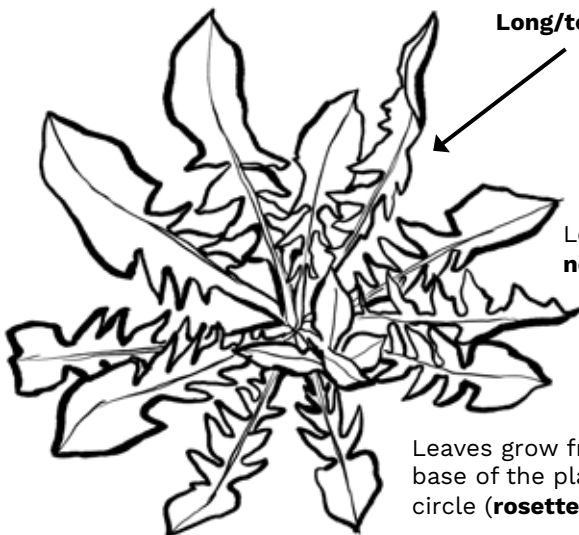


Dandelion (*Taraxacum species group*)

Long/toothed edges

Leaves have
no hairs or spines


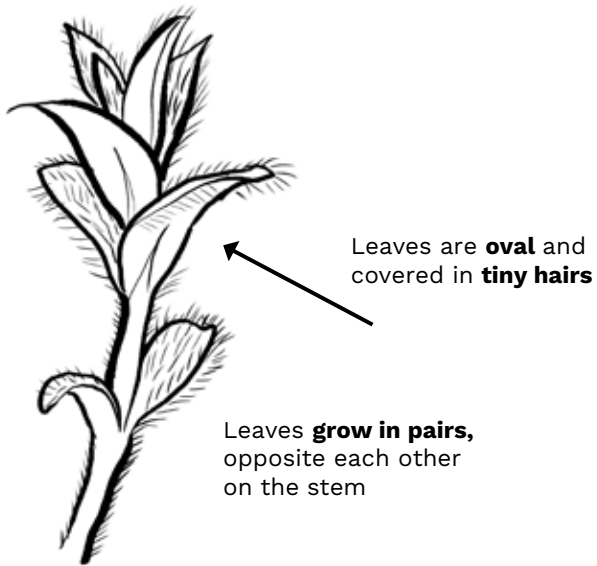
Leaves grow from the
base of the plant in a
circle (**rosette**)



Stem is hollow,
doesn't branch and
has white sap inside

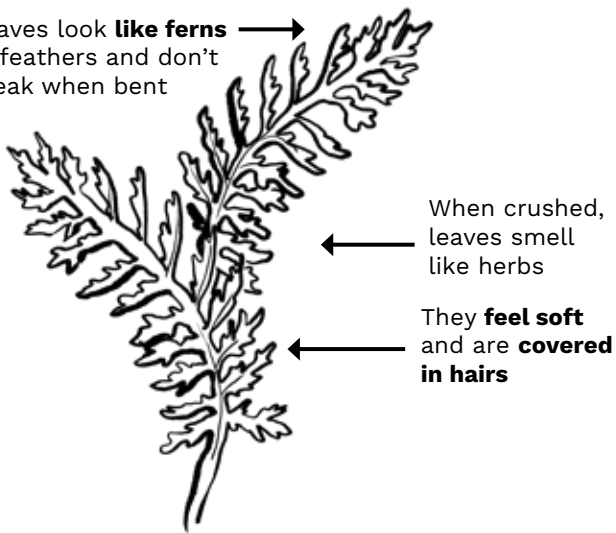


Common mouse-ear (*Cerastium fontanum*)



Yarrow (*Achillea millefolium*)

Leaves look **like ferns** or feathers and don't break when bent



Yellow rattle (*Rhinanthus minor*)

